


Stake holder Feedback Analysis

Q.No.	Very Happy	Satisfied	Not Satisfied	Far From Satisfied
1	9	11	0	0
2	13	7	0	0
3	10	10	0	0
4	12	8	0	0
5	11	9	0	0
6	11	9	0	0
7	10	10	0	0
8	14	6	0	0
9	10	10	0	0
10	13	7	0	0
11	8	12	0	0
12	13	7	0	0
13	9	11	0	0
14	17	3	0	0
15	13	7	0	0

Stakeholder feedback

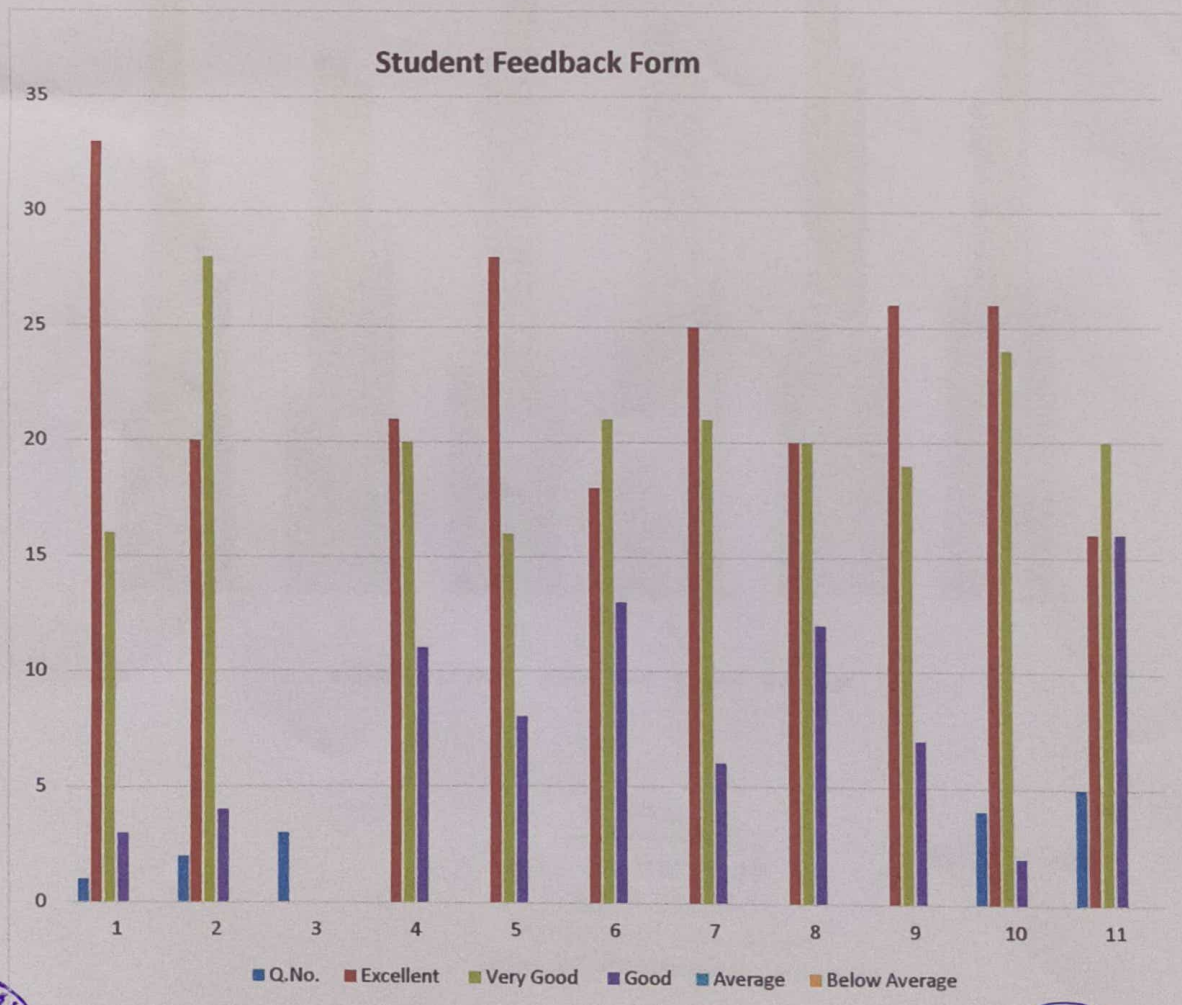




Principal
 S.S.P. Mandal's
 College of Education,
 Iehu, Tal. Parola, Dist. Jalgaon

Analysis of Student Feedback Form

Total :52

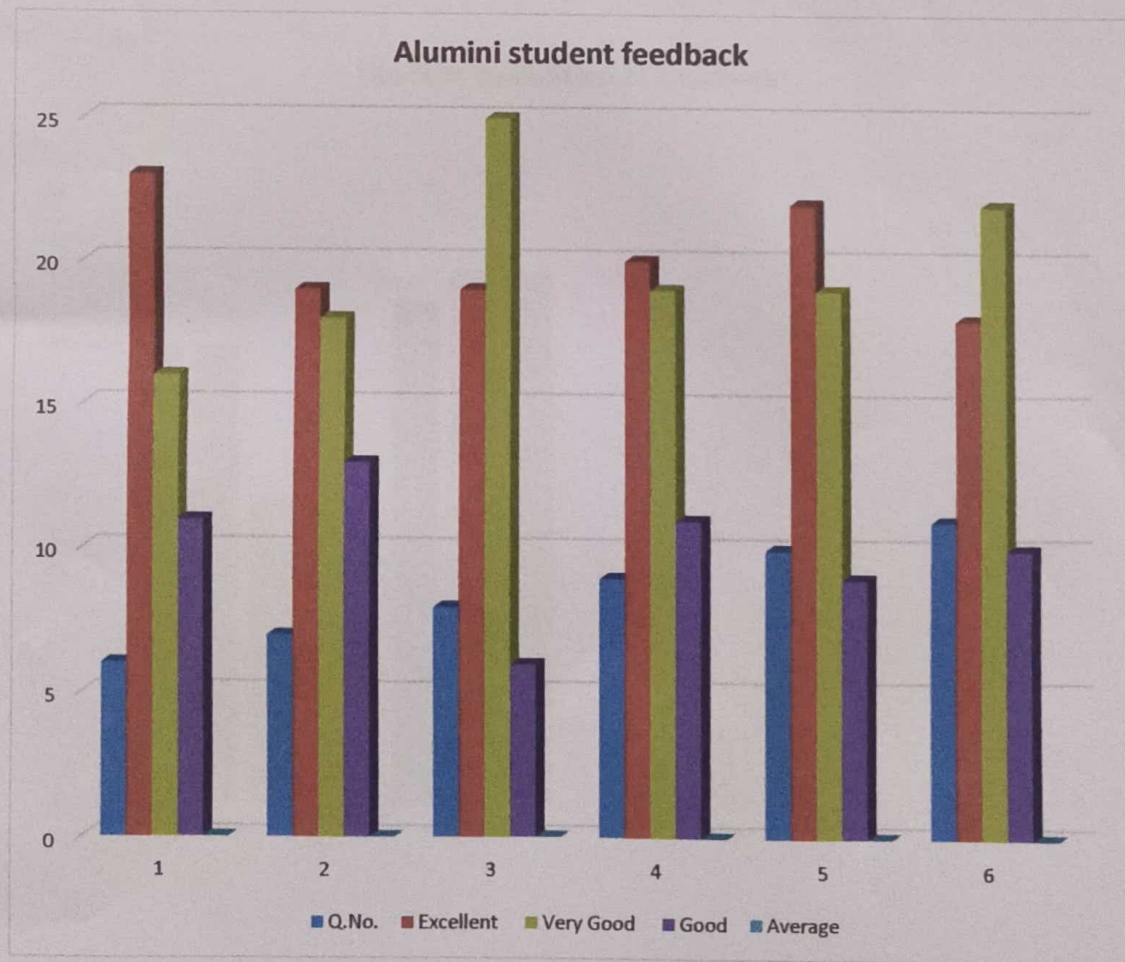
Q.No.	Excellent	Very Good	Good	Average	Below Average
1	33	16	3	0	0
2	20	28	4	0	0
3					
i	21	20	11	0	0
ii	28	16	8	0	0
iii	18	21	13	0	0
iv	25	21	6	0	0
v	20	20	12	0	0
vi	26	19	7	0	0
4	26	24	2	0	0
5	16	20	16	0	0





Principal
 S.S.P. Mandal's
 College of Education,
 Iehu, Tal. Parola, Dist. Jalgaon

Analysis of Alumni Student Feedback Form Total :50

Q.No.	Excellent	Very Good	Good	Average
6	23	16	11	0
7	19	18	13	0
8	19	25	6	0
9	20	19	11	0
10	22	19	9	0
11	18	22	10	0



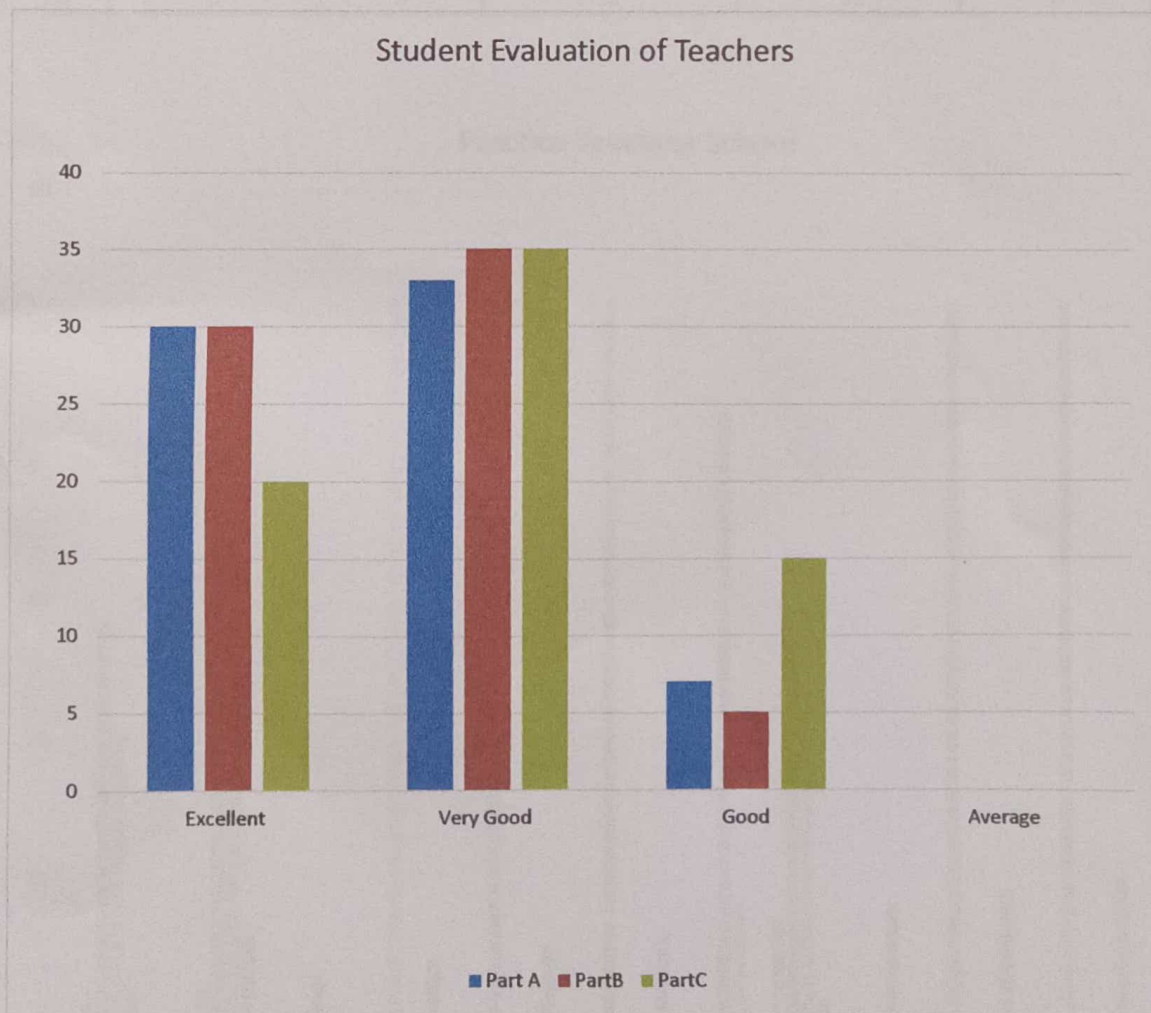

Principal
 S.S.P. Mandal's
 College of Education,
 Ichu, Tal. Parola, Dist. Jalgaon




Analysis of Student Evaluation of Teachers

Total :70

Q.No.	Excellent	Very Good	Good	Average
Part A	30	33	7	0
PartB	30	35	5	0
PartC	20	35	15	0

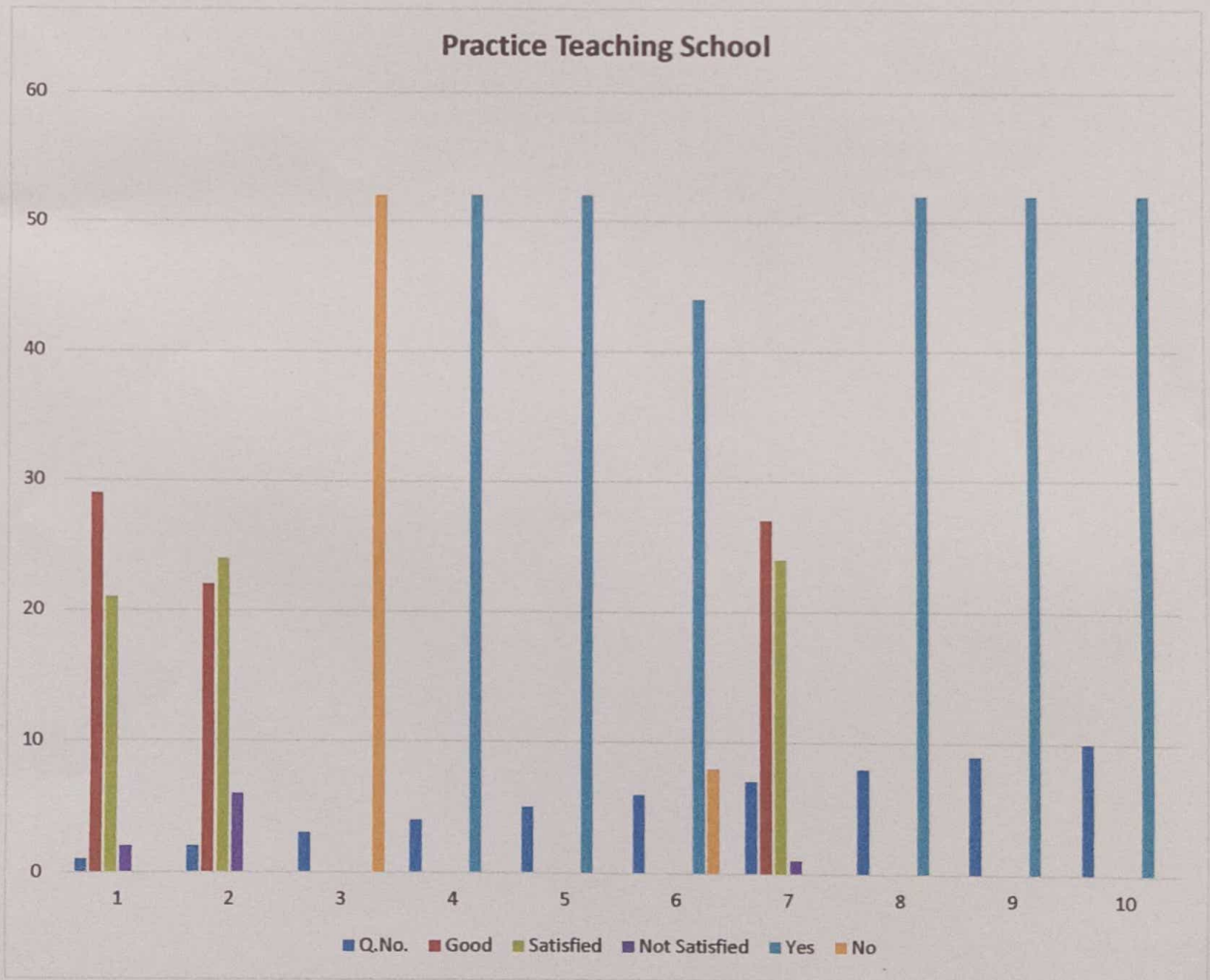




Principal
 S.S.P. Mandal's
 College of Education,
 Iehu, Tal. Parola, Dist. Jalyan

Analysis of Practice Teaching School

Total : 52

Q.No.	Good	Satisfied	Not Satisfied	Yes	No
1	29	21	2	0	0
2	22	24	6	0	0
3	0	0	0	0	52
4	0	0	0	52	0
5	0	0	0	52	0
6	0	0	0	44	8
7	27	24	1	0	0
8	0	0	0	52	0
9	0	0	0	52	0
10	0	0	0	52	0




Principal
 S.S.P. Mandal's
 College of Education,
 Ieru, Tal. Parola, Dist. Jalgaon